

## PRODUCT ID: 5968

### Outdoor Blank-out LED Direct-view Sign

#### MODEL

TCL726GR-280/120-277VAC



#### DIMENSIONS

7" H x 26" W x 2.5" D (est. 5.59 lbs)

#### CLASS

CLASS: TCL Series

Control Method: Switch (not included) or external relay.

#### CONSTRUCTION

Cabinet: 1-piece, corrosion resistant, extruded all-weather frame, 2.5" deep.

Face Material: 1/8" impact resistant, smoke-tinted polycarbonate (5109)

Faces: Single Faced Sign

Finish: Duranodic Bronze

Mounting Channel: None

#### ELECTRICAL

Flashing: Not Included

Input Voltage: 120-277 VAC

UL/cUL Listed: Listed for wet locations

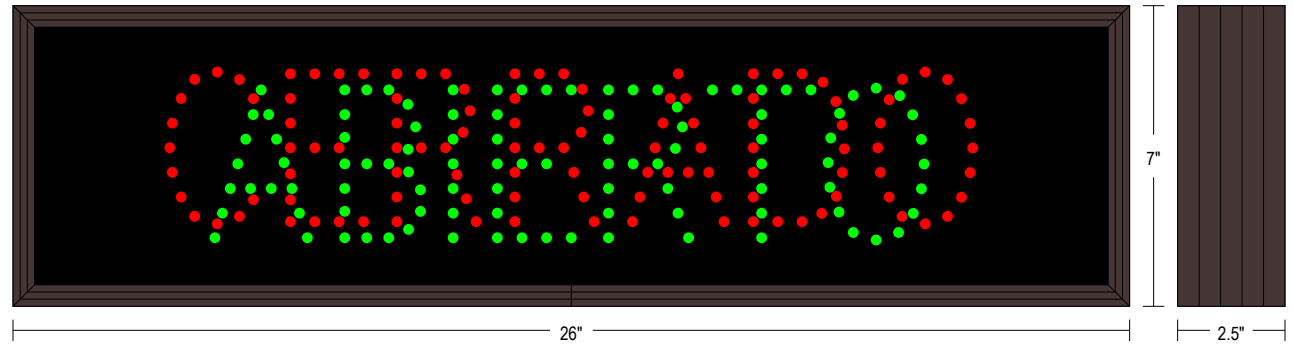
#### MESSAGE

Illumination: Super bright direct view LEDs. Message blanks out when off.

Sign Messages: See message table below

## Product View

NOTE: Sign image may not exactly represent the finished product. For illustration purposes only.



MESSAGE	LED/COLOR	HEIGHT	AMPS
---------	-----------	--------	------

ABIERTO	Green Wide Angle LED	3.5"	0.081-0.035
CERRADO	Red Wide Angle LED	3.5"	0.055-0.024

NOTE: Above messages are independently controlled.

#### iSIGNS Inc.

7625 Birkmire Drive

Fairview, PA 16415



Phone: 866-437-3040

Website: [www.isignsled.com](http://www.isignsled.com)



Proudly Made in the USA

### Sample Display Options



#### Frame Detail

