

# Ceiling Mount CM22

## PRODUCT NUMBER

1965

## DIMENSIONS

4" H x 22" W x 2" D

## INSTALLATION METHOD

Bolted to ceiling surface with appropriate fasteners.

## SYSTEM USES

Available for all 22" wide signs.

## CONSTRUCTION

3/16" thick extruded aluminum angle bracket

## FINISH

Standard Cabinet Color: Duranodic Bronze

Custom colors available upon request

## iSigns

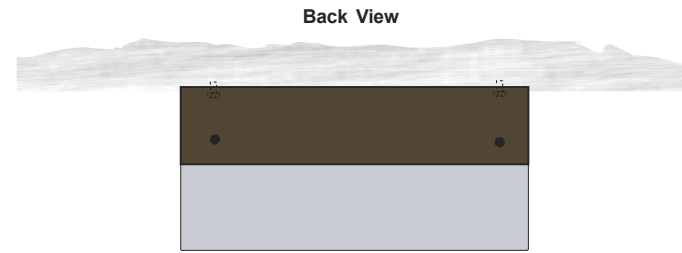
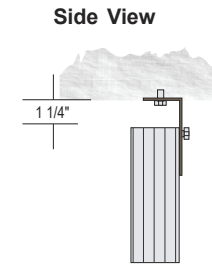
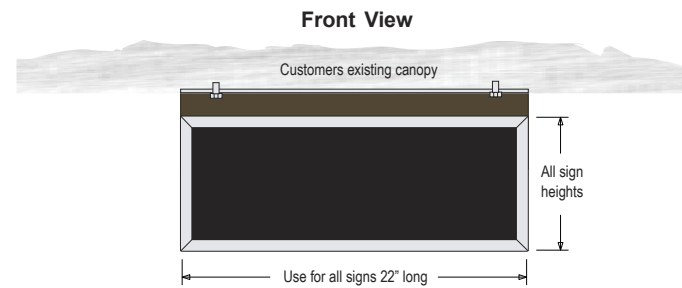
7625 Birkmire Drive  
Fairview, PA 16415



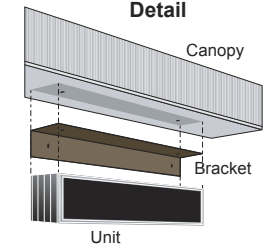
Proudly Made in the USA

## Product View

NOTE: Sign image may not exactly represent the finished product. For illustration purposes only.



### Ceiling Mount-Typical Detail



### Ceiling Mount

- Remove the back panel.
- Mount the ceiling bracket to the desired surface (*Fasteners Not Supplied*).
- Mount the back panel to the ceiling bracket (*Fasteners Not Supplied*).



Note: Make appropriate wiring connections per local codes.

Note: Do not over tighten or distort back panel. Hang the cabinet on the top edge of the back panel

- Hinge cabinet back and replace the screws that were removed in step one on the reverse side.

