

## PRODUCT ID: 56810

### Outdoor Blank-out LED Backlit Sign

#### MODEL

PHX1418DWW-171/120-277VAC



#### DIMENSIONS

14" H x 18" W x 5.5" D (est. 16.932 lbs)

#### CLASS

Class: PHX Series

Control Method: Switch (not included) or external relay.

#### CONSTRUCTION

Cabinet: Corrosion resistant, extruded aluminum frame. 5.5" deep, mitered construction.

Face Material: 1/8" thick, dark grey diffused acrylic

Faces: Double Faced Sign

Finish: Duranodic Bronze

Graphic: Printed graphic applied to surface

Mounting Channel: None

#### ELECTRICAL

Flashing: Not Included

Input Voltage: 120-277 VAC

UL/cUL Listed: Listed for wet locations

#### MESSAGE

Color: Black opaque

Font: Swiss 721 Bold BT

Illumination: Backlit with high intensity LEDs. Message blanks out when off

Sign Messages: See message table below

MESSAGE	LED/COLOR	HEIGHT	AMPS
CAUTION VEHICLES EXITING w/Border	White Wide Angle LED	2.125", 11.875"	0.368-0.159
CAUTION VEHICLES EXITING w/Border	White Wide Angle LED	2.125", 11.875"	0.368-0.159

NOTE: Above messages are independently controlled.

#### iSIGNS Inc.

7625 Birkmire Drive

Fairview, PA 16415

Phone: 866-437-3040

Website: [www.isignsled.com](http://www.isignsled.com)



# iSIGNS



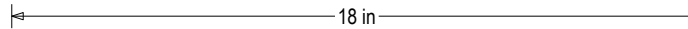

innovative sign technologies inc.

Proudly Made in the USA

## Product View

NOTE: Sign image may not exactly represent the finished product. For illustration purposes only.

### Side A



### Side B



### Frame Detail

