

PRODUCT ID: 50500

Outdoor Blank-out LED Direct-view Sign

MODEL

TCL1212RGA-B298/12-24VDC



DIMENSIONS

12" H x 12" W x 2.5" D (est. 5.627 lbs)

CLASS

CLASS: TCL Series

Control Method: Switch (not included) or external relay.

CONSTRUCTION

Cabinet: 1-piece, corrosion resistant, extruded all-weather frame, 2.5" deep.

Face Material: 1/8" impact resistant, smoke-tinted polycarbonate (5109)

Faces: Single Faced Sign

Finish: Duranodic Bronze

Mounting Channel: None

ELECTRICAL

Flashing: Not Included

Input Voltage: 120-277 VAC

UL/cUL Listed: Listed for wet locations

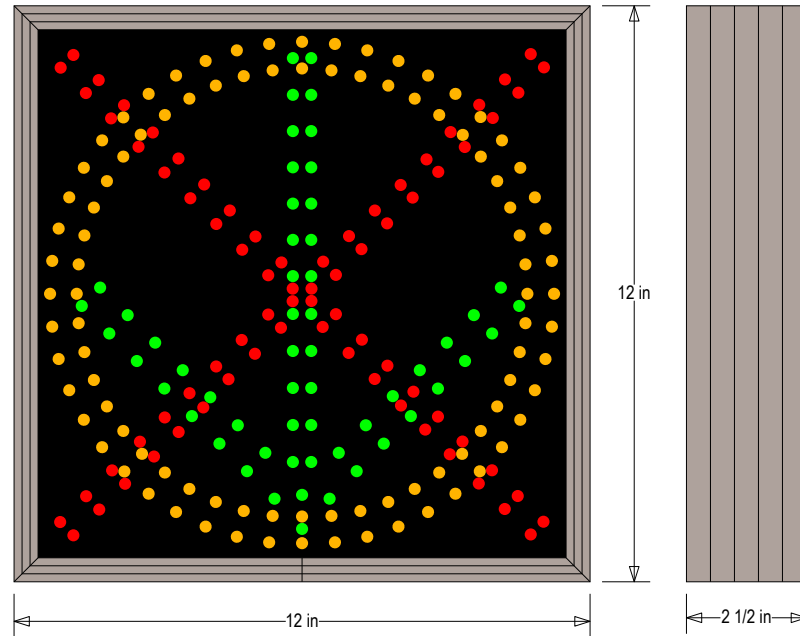
MESSAGE

Illumination: Super bright direct view LEDs. Message blanks out when off.

Sign Messages: See message table below

Product View


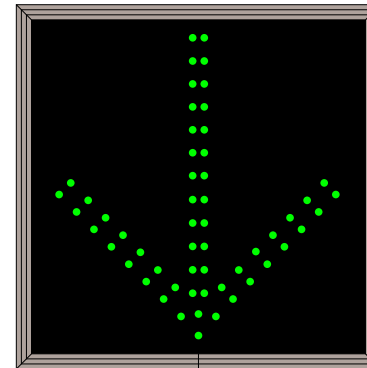
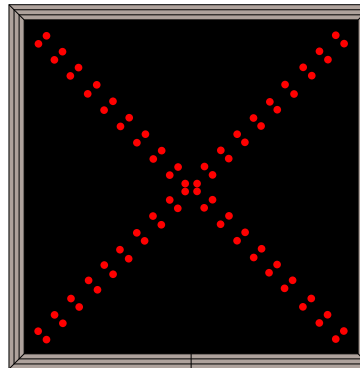
NOTE: Sign image may not exactly represent the finished product. For illustration purposes only.



MESSAGE	LED/COLOR	HEIGHT	AMPS
X	Red Wide Angle LED	10.0"	0.039-0.017
Down Arrow	Green Wide Angle LED	9.75"	0.045-0.020
Circle	Amber Wide Angle LED	10.5"	0.048-0.021

NOTE: Above messages are independently controlled.

Sample Display Options



iSIGNS Inc.
7625 Birkmire Drive
Fairview, PA 16415
Phone: 866-437-3040
Website: www.isignsled.com



Proudly Made in the USA