

PRODUCT ID: 51135

Outdoor Blank-out LED Direct-view Sign

MODEL

TCL726GW-M968



DIMENSIONS

7" H x 26" W x 2.5" D (est. 7.752 lbs)

CLASS

CLASS: TCL Series

Control Method: Switch (not included) or external relay.

CONSTRUCTION

Cabinet: 1-piece, corrosion resistant, extruded all-weather frame, 2.5" deep.

Face Material: 1/8" impact resistant, smoke-tinted polycarbonate (5109)

Faces: Single Faced Sign

Finish: Duranodic Bronze

Mounting Channel: None

ELECTRICAL

Flashing: Not Included

Input Voltage: 120-277 VAC

UL/cUL Listed: Listed for wet locations

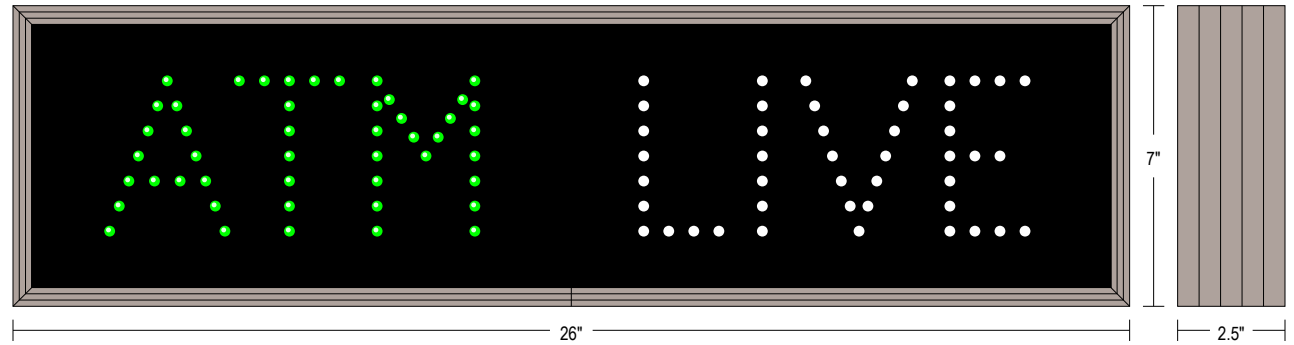
MESSAGE

Illumination: Super bright direct view LEDs. Message blanks out when off.

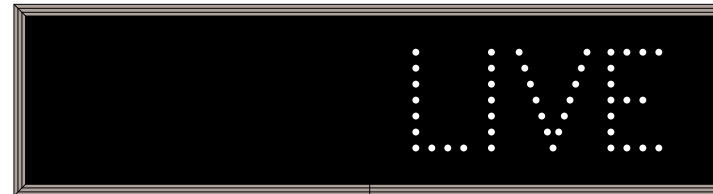
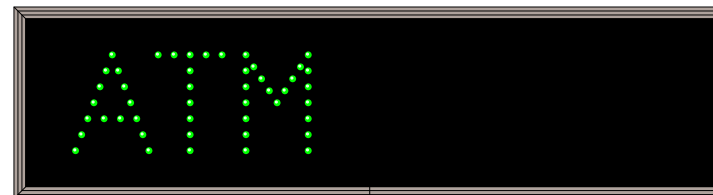
Sign Messages: See message table below

Product View

NOTE: Sign image may not exactly represent the finished product. For illustration purposes only.



Sample Display Options



| MESSAGE | LED/COLOR | HEIGHT | AMPS |
|---------|----------------------|--------|-------------|
| ATM | Green Wide Angle LED | 3.5" | 0.039-0.017 |
| LIVE | White Wide Angle LED | 3.5" | 0.036-0.016 |

NOTE: Above messages are independently controlled.

iSIGNS Inc.

7625 Birkmire Drive

Fairview, PA 16415

Phone: 866-437-3040

Website: www.isignsled.com



Proudly Made in the USA