

PRODUCT ID: 47915

Outdoor Blank-out LED Direct-view Sign

MODEL

TCL1010DRGRG-M273/120-277VAC



DIMENSIONS

10" H x 10" W x 5.5" D (est. 5.671 lbs)

CLASS

CLASS: TCL Series

Control Method: Switch (not included) or external relay.

CONSTRUCTION

Cabinet: Corrosion resistant, extruded aluminum frame. 5.5" deep, mitered construction.

Face Material: 1/8" impact resistant, smoke-tinted polycarbonate (5109)

Faces: Double Faced Sign

Finish: Duranodic Bronze

Mounting Channel: None

ELECTRICAL

Flashing: Not Included

Input Voltage: 120-277 VAC

UL/cUL Listed: Listed for wet locations

MESSAGE

Illumination: Super bright direct view LEDs. Message blanks out when off.

Sign Messages: See message table below

MESSAGE	LED/COLOR	HEIGHT	AMPS
18	Red Wide Angle LED	6.0"	0.027-0.012
18	Green Wide Angle LED	6.0"	0.045-0.020
18	Red Wide Angle LED	6.0"	0.027-0.012
18	Green Wide Angle LED	6.0"	0.045-0.020

NOTE: Above messages are independently controlled.

iSIGNS Inc.

7625 Birkmire Drive

Fairview, PA 16415

Phone: 866-437-3040

Website: www.isignsled.com




Proudly Made in the USA


Product View

NOTE: Sign image may not exactly represent the finished product. For illustration purposes only.

Side A



Side B







10 in

10 in

5 1/2 in

Sample Display Options



Frame Detail

