

# PRODUCT ID: 30733

## Outdoor Blank-out LED Direct-view Sign

### MODEL

TCL1026GR-100/12-24VDC



### DIMENSIONS

10" H x 26" W x 2.5" D (est. 7.634 lbs)

### CLASS

CLASS: TCL Series

Control Method: Switch (not included) or external relay.

### CONSTRUCTION

Cabinet: 1-piece, corrosion resistant, extruded aluminum frame, 2.5" deep.

Face Material: 1/8" impact resistant, smoke-tinted polycarbonate (5109)

Faces: Single Faced Sign

Finish: Duranodic Bronze

Mounting Channel:

### ELECTRICAL

Flashing: Not Included

Input Voltage: 12-24 VDC

UL/cUL Listed: Listed for wet locations


### MESSAGE

Illumination: Super bright direct view LEDs. Message blanks out when off.

Sign Messages: See message table below


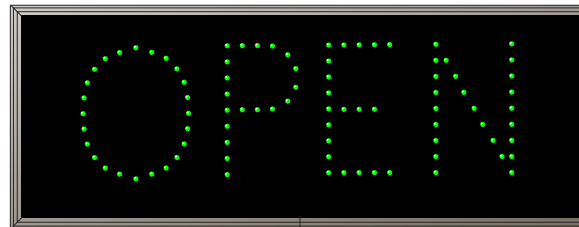
## Product View

NOTE: Sign image may not exactly represent the finished product. For illustration purposes only.



MESSAGE	LED/COLOR	HEIGHT	AMPS
OPEN	Green Wide Angle	6.0"	0.720-0.360
CLOSED	Red Wide Angle	6.0"	0.507-0.253

NOTE: Above messages are independently controlled.



### iSIGNS Inc.

7625 Birkmire Drive

Fairview, PA 16415

Phone: 866-437-3040

Website: [www.isignsled.com](http://www.isignsled.com)



Proudly Made in the USA