

PRODUCT ID: 4946

Outdoor Blank-out LED Direct-view Sign

MODEL

TCL1026GR-A252/120-277VAC



DIMENSIONS

10" H x 26" W x 2.5" D (est. 10.128 lbs)

CLASS

CLASS: TCL Series

Control Method: Switch (not included) or external relay.

CONSTRUCTION

Cabinet: 1-piece, corrosion resistant, extruded all-weather frame, 2.5" deep.

Face Material: 1/8" impact resistant, smoke-tinted polycarbonate (5109)

Faces: Single Faced Sign

Finish: Duranodic Bronze

Mounting Channel: None

ELECTRICAL

Flashing: Not Included

Input Voltage: 120-277 VAC

UL/cUL Listed: Listed for wet locations

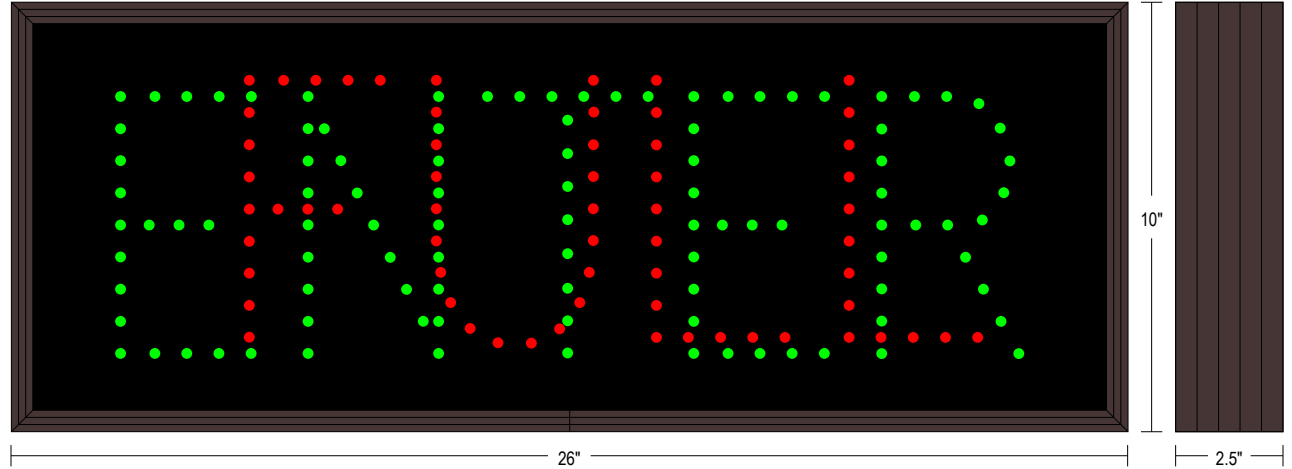
MESSAGE

Illumination: Super bright direct view LEDs. Message blanks out when off.


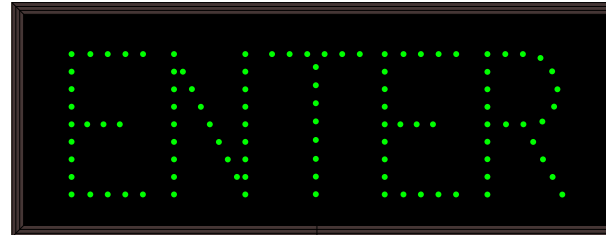
Sign Messages: See message table below

Product View

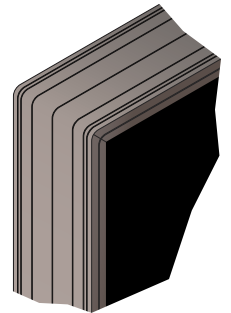
NOTE: Sign image may not exactly represent the finished product. For illustration purposes only.



Sample Display Options



Frame Detail



MESSAGE	LED/COLOR	HEIGHT	AMPS
ENTER	Green Wide Angle LED	6.0"	0.084-0.036
FULL	Red Wide Angle LED	6.0"	0.031-0.013

NOTE: Above messages are independently controlled.

iSIGNS Inc.

7625 Birkmire Drive

Fairview, PA 16415

Phone: 866-437-3040

Website: www.isignsled.com



Proudly Made in the USA