

PRODUCT ID: 34645

Outdoor Blank-out LED Direct-view Sign

MODEL

TCL2412RG-225H/12-24VDC



DIMENSIONS

24" H x 12" W x 2.5" D (est. 12.482 lbs)

CLASS

CLASS: TCL Series

Control Method: Switch (not included) or external relay.

CONSTRUCTION

Cabinet: 1-piece, corrosion resistant, extruded all-weather frame, 2.5" deep.

Face Material: 1/8" thick aluminum hood backed with 1/8" thick, impact resistant, smoke-tinted polycarbonate (5109)

Faces: Single Faced Sign

Finish: Duranodic Bronze

Mounting Channel: None

ELECTRICAL

Flashing: Not Included

Input Voltage: 12-24 VDC

UL/cUL Listed: Listed for wet locations

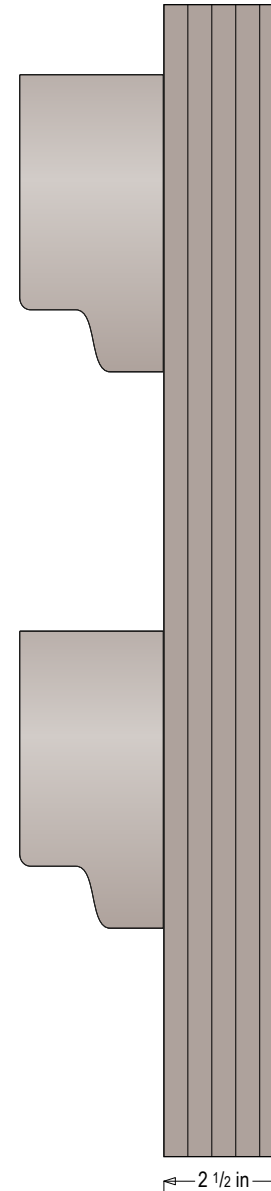
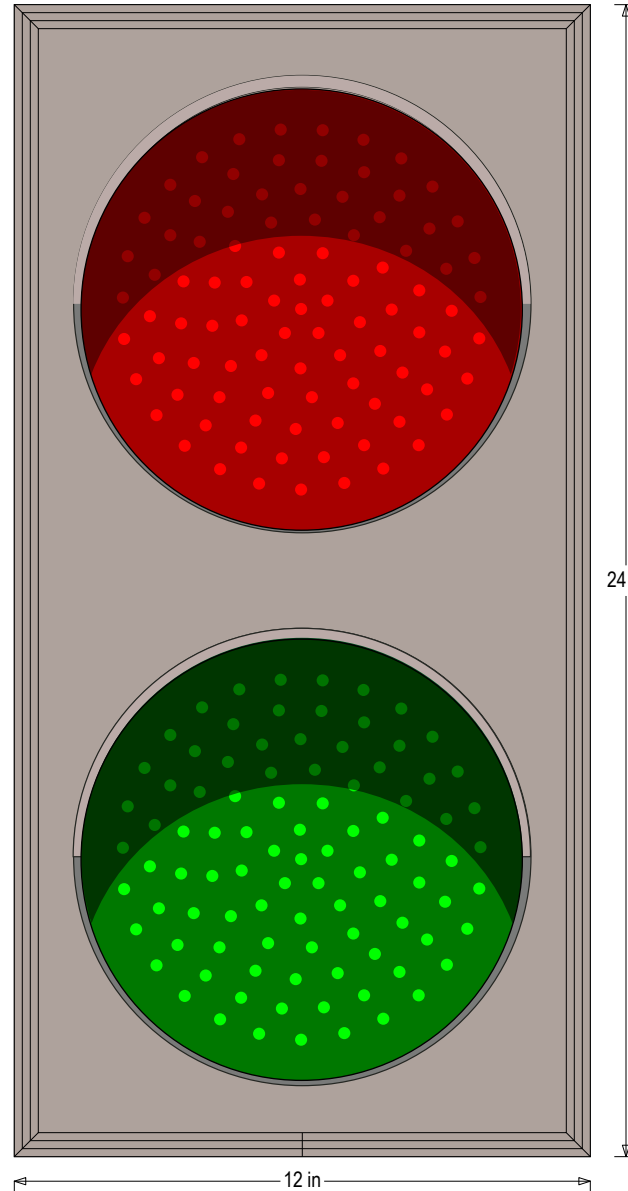
MESSAGE

Illumination: Super bright direct view LEDs. Message blanks out when off.

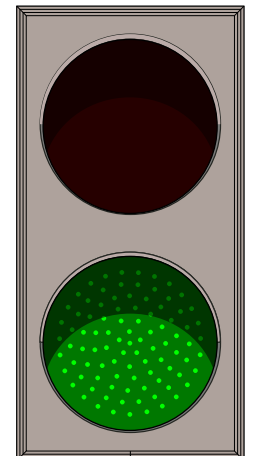
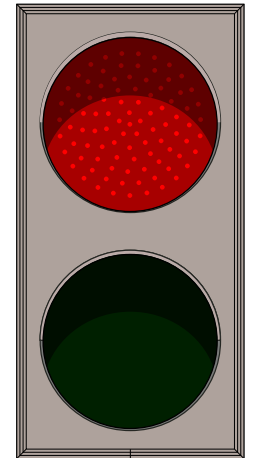
Sign Messages: See message table below

Product View

NOTE: Sign image may not exactly represent the finished product. For illustration purposes only.



Sample Display Options



MESSAGE	LED/COLOR	HEIGHT	AMPS
---------	-----------	--------	------

Red Indicator Dot	Red Wide Angle LED	7.5"	0.453-0.227
Green Indicator Dot	Green Wide Angle LED	7.5"	0.773-0.387

NOTE: Above messages are independently controlled.

iSIGNS Inc.

7625 Birkmire Drive

Fairview, PA 16415

Phone: 866-437-3040

Website: www.isignsled.com



Proudly Made in the USA