

PRODUCT ID: 31125

Outdoor Blank-out LED Direct-view Sign

MODEL

TCL718GRR-202/12-24VDC



DIMENSIONS

7" H x 18" W x 2.5" D (est. 5.269 lbs)

CLASS

CLASS: TCL Series

Control Method: Switch (not included) or external relay.

CONSTRUCTION

Cabinet: 2-piece, corrosion resistant, extruded all-weather frame, 2.5" deep.

Face Material: 1/8" impact resistant, smoke-tinted polycarbonate (5109)

Faces: Single Faced Sign

Finish: Duranodic Bronze

Mounting Channel: None

ELECTRICAL

Flashing: Not Included

Input Voltage: 12-24 VDC

UL/cUL Listed: Listed for wet locations

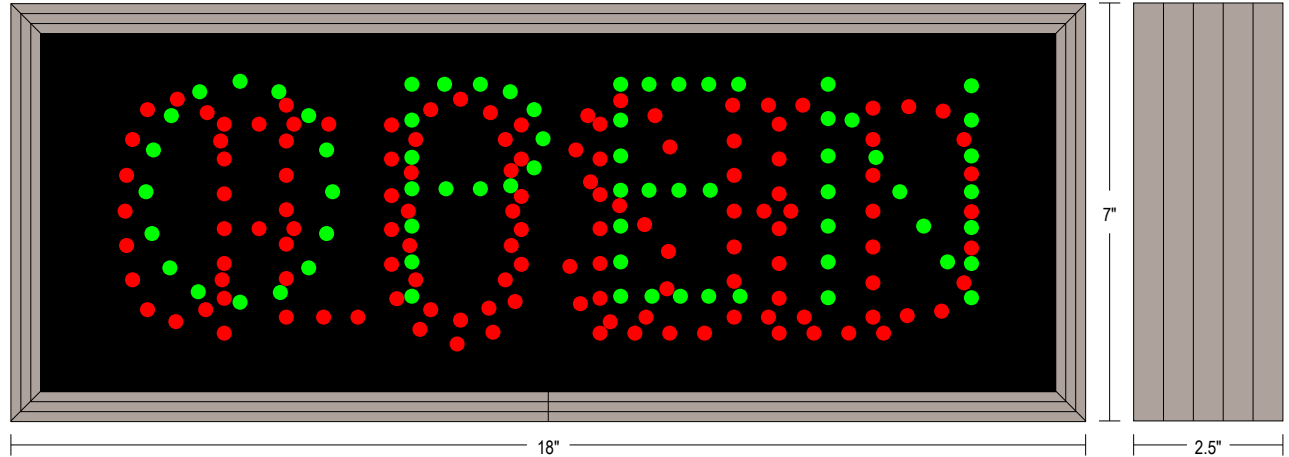
MESSAGE

Illumination: Super bright direct view LEDs. Message blanks out when off.




Sign Messages: See message table below

Product View

NOTE: Sign image may not exactly represent the finished product. For illustration purposes only.



Sample Display Options



MESSAGE	LED/COLOR	HEIGHT	AMPS
OPEN	Green Wide Angle LED	3.5"	0.547-0.273
CLOSED	Red Wide Angle LED	3.5"	0.413-0.207
FULL	Red Wide Angle LED	3.5"	0.240-0.120

NOTE: Above messages are independently controlled.

iSIGNS Inc.
7625 Birkmire Drive
Fairview, PA 16415
Phone: 866-437-3040
Website: www.isignsled.com



Proudly Made in the USA