

PRODUCT ID: 23962

Outdoor Blank-out LED Direct-view Sign

MODEL

TCL734GR-654



DIMENSIONS

7" H x 34" W x 2.5" D (est. 7.615 lbs)

CLASS

CLASS: TCL Series

Control Method: Switch (not included) or external relay.

CONSTRUCTION

Cabinet: 1-piece, corrosion resistant, extruded all-weather frame, 2.5" deep.

Face Material: 1/8" impact resistant, smoke-tinted polycarbonate (5109)

Faces: Single Faced Sign

Finish: Duranodic Bronze

Mounting Channel: None

ELECTRICAL

Flashing: Not Included

Input Voltage: 120-277 VAC

UL/cUL Listed: Listed for wet locations

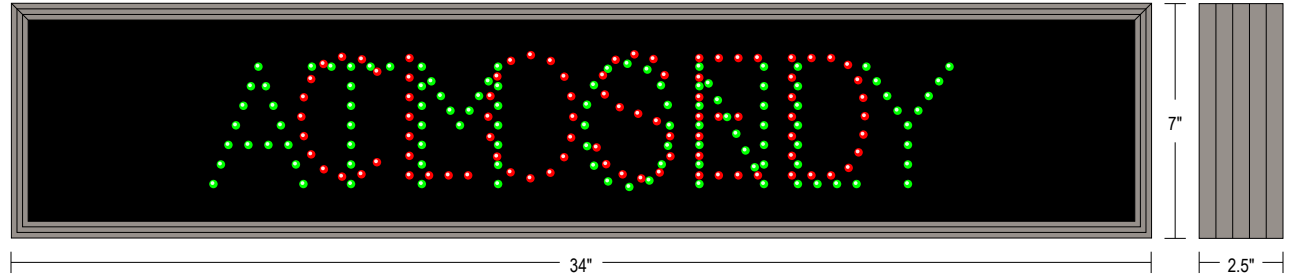
MESSAGE

Illumination: Super bright direct view LEDs. Message blanks out when off.

Sign Messages: See message table below

Product View


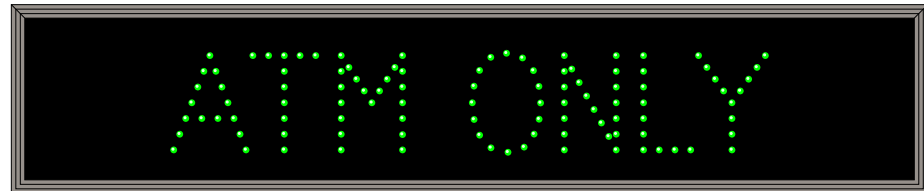
NOTE: Sign image may not exactly represent the finished product. For illustration purposes only.



MESSAGE	LED/COLOR	HEIGHT	AMPS
---------	-----------	--------	------

ATM ONLY	Green Wide Angle LED	3.5"	0.084-0.036
CLOSED	Red Wide Angle LED	3.5"	0.043-0.018

NOTE: Above messages are independently controlled.



iSIGNS Inc.

7625 Birkmire Drive

Fairview, PA 16415

Phone: 866-437-3040

Website: www.isignsled.com



Proudly Made in the USA