

# Recessed Frame Wall Mount RF1828

**PRODUCT NUMBER**  
23766

**FRAME DIMENSIONS**  
21" H x 31" W x 2" D

**WALL OPENING**  
18.5" H X 28.5" W

**INSTALLATION METHOD**  
1/8" bent aluminum plate. Painted standard Duranodic Bronze.

**SYSTEM USES**  
Available for all signs.

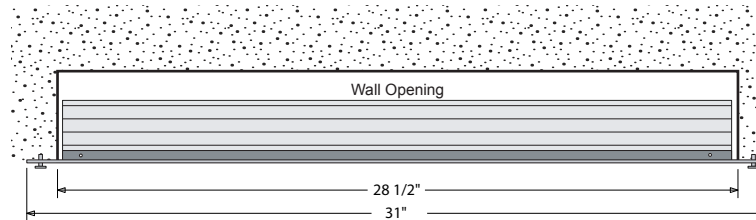
**CONSTRUCTION**  
Bent aluminum frame bolted to sign cabinet. Frame bolts to wall surface with appropriate fasteners (not supplied). Painted standard Duranodic Bronze.

**FINISH**  
Standard Duranodic Bronze. Custom sizes and colors upon request.

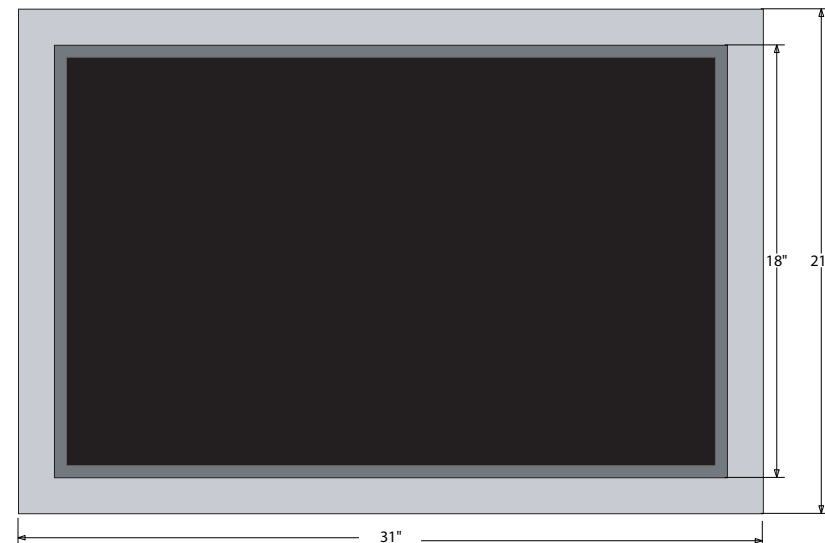
## Product View

NOTE: Sign image may not exactly represent the finished product. For illustration purposes only.

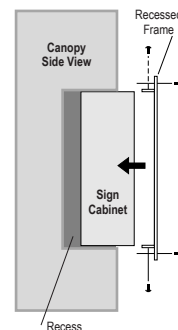
TOP VIEW



SIDE VIEW



## Installation



### Recessed Frame Mount

- Fasten the recessed mounting bracket flush with the front of the LED traffic controller cabinet, with the supplied fasteners.
- Slide assembled unit into the recess opening.
- Fasten the mounting bracket to the face of the opening with four fasteners (*Not Supplied*).

**Note:** Make appropriate wiring connections per local codes.

iSigns  
7625 Birkmire Drive  
Fairview, PA 16415



Proudly Made in the USA