

## PRODUCT ID: 15535

### Outdoor Blank-out LED Direct-view Sign

#### MODEL

TCL1442GGGR-A653



#### DIMENSIONS

14" H x 42" W x 2.5" D (est. 15.312 lbs)

#### CLASS

CLASS: TCL Series

Control Method: Switch (not included) or external relay.

#### CONSTRUCTION

Cabinet: 1-piece, corrosion resistant, extruded all-weather frame, 2.5" deep.

Face Material: 1/8" impact resistant, smoke-tinted polycarbonate (5109)

Faces: Single Faced Sign

Finish: Duranodic Bronze

Mounting Channel: None

#### ELECTRICAL

Flashing: Not Included

Input Voltage: 120-277 VAC

UL/cUL Listed: Listed for wet locations

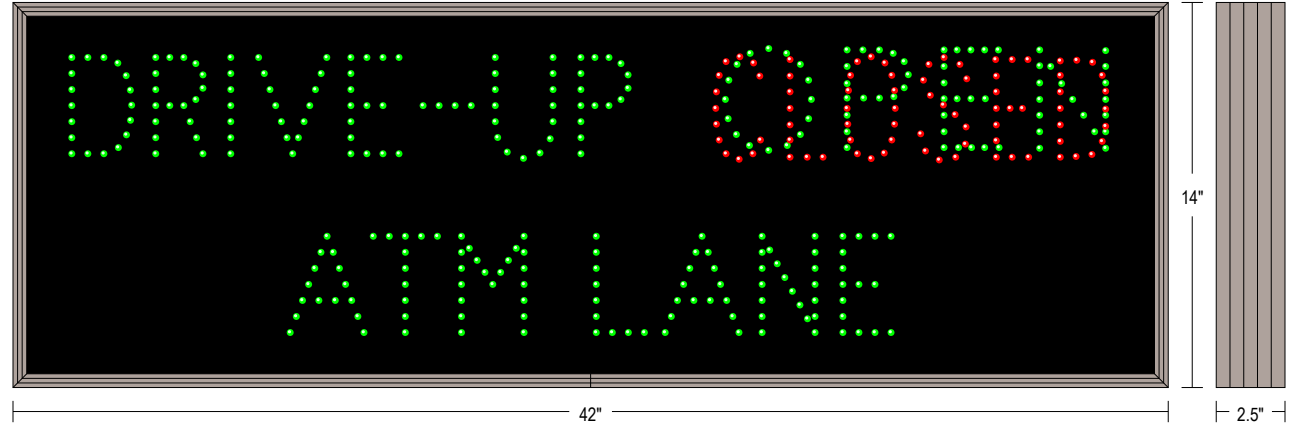
#### MESSAGE

Illumination: Super bright direct view LEDs. Message blanks out when off.

Sign Messages: See message table below

## Product View

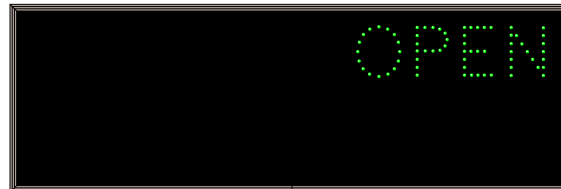

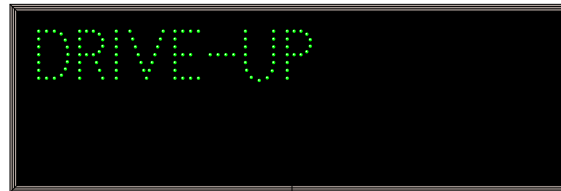
NOTE: Sign image may not exactly represent the finished product. For illustration purposes only.



MESSAGE	LED/COLOR	HEIGHT	AMPS
DRIVE-UP	Green Wide Angle LED	3.5"	0.084-0.036
OPEN	Green Wide Angle LED	3.5"	0.055-0.024
CLOSED	Red Wide Angle LED	3.5"	0.041-0.018
ATM LANE	Green Wide Angle LED	3.5"	0.087-0.038

NOTE: Above messages are independently controlled.

### Sample Display Options



#### iSIGNS Inc.

7625 Birkmire Drive

Fairview, PA 16415

Phone: 866-437-3040

Website: [www.isignsled.com](http://www.isignsled.com)



Proudly Made in the USA