

# Recessed Frame Wall Mount RF2466

## PRODUCT NUMBER

13473

## FRAME DIMENSIONS

27" H x 69" W x 5.5" D

## WALL OPENING

24.5" H X 66.5" W

## INSTALLATION METHOD

1/8" bent aluminum plate. Painted standard Duranodic Bronze.

## SYSTEM USES

Available for all signs.

## CONSTRUCTION

Bent aluminum frame bolted to sign cabinet. Frame bolts to wall surface with appropriate fasteners (not supplied). Painted standard Duranodic Bronze.

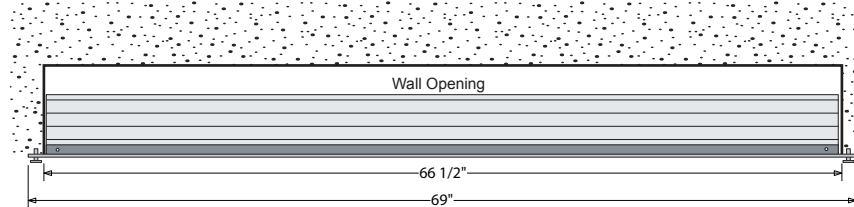
## FINISH

Standard Duranodic Bronze. Custom sizes and colors upon request.

## Product View

NOTE: Sign image may not exactly represent the finished product. For illustration purposes only.

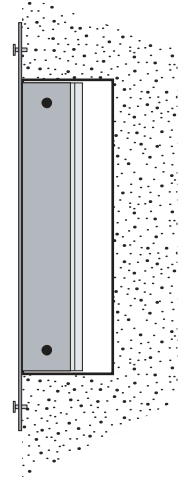
TOP VIEW



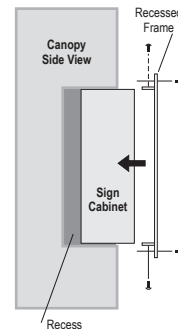
FRONT VIEW



SIDE VIEW



## Installation



### Recessed Frame Mount

- Fasten the recessed mounting bracket flush with the front of the LED traffic controller cabinet, with the supplied fasteners.
- Slide assembled unit into the recess opening.
- Fasten the mounting bracket to the face of the opening with four fasteners (*Not Supplied*).



**Note:** Make appropriate wiring connections per local codes.