

PRODUCT ID: 5719

Outdoor Blank-out LED Direct-view Sign

MODEL

TCL3030RG-175TS/120-277VAC



DIMENSIONS

30" H x 30" W x 2.5" D (est. 22.949 lbs)

CLASS

CLASS: TCL Series

Control Method: Switch (not included) or external relay.

CONSTRUCTION

Cabinet: 1-piece, corrosion resistant, extruded aluminum frame, 2.5" deep.

Face Material: 1/8" impact resistant, smoke-tinted polycarbonate (5109)

Faces: Single Faced Sign

Finish: Duranodic Bronze

Mounting Channel: None

ELECTRICAL

Flashing: Not Included

Input Voltage: 120-277 VAC

UL/cUL Listed: Listed for wet locations

MESSAGE

Illumination: Super bright direct view LEDs. Message blanks out when off.

Sign Messages: See message table below

| MESSAGE | LED/COLOR | HEIGHT | AMPS |
|------------|----------------------|--------|-------------|
| X | Red Wide Angle LED | 22.0" | 0.108-0.047 |
| Down Arrow | Green Wide Angle LED | 22.0" | 0.147-0.064 |

NOTE: Above messages are independently controlled.

iSIGNS Inc.

7625 Birkmire Drive

Fairview, PA 16415

Phone: 866-437-3040

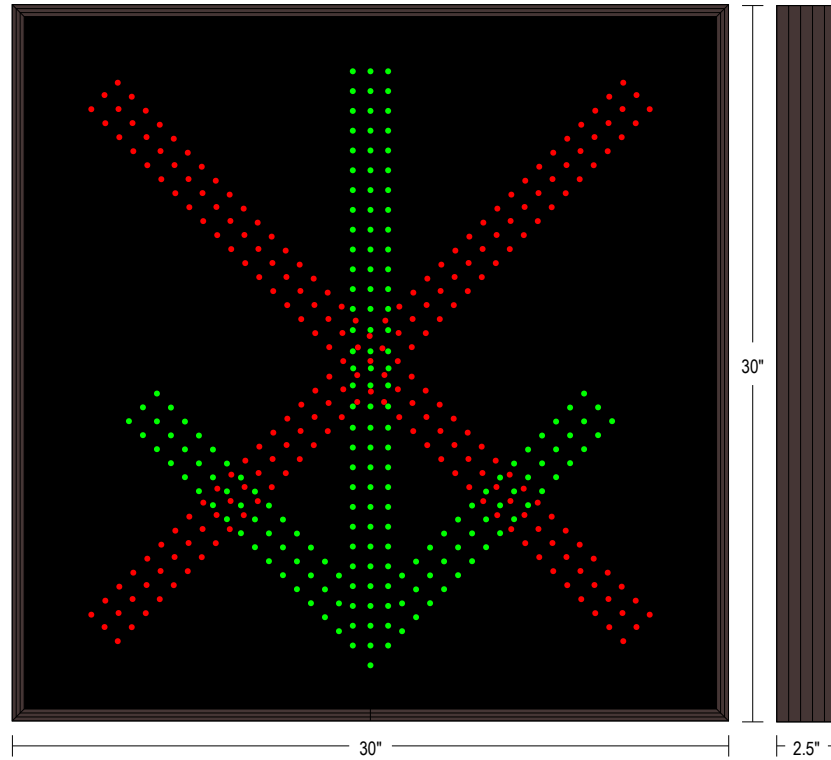
Website: www.isignsled.com





Proudly Made in the USA

Product View

NOTE: Sign image may not exactly represent the finished product. For illustration purposes only.



Sample Display Options



Frame Detail

