

## Recessed Frame RF1026

**PRODUCT ID**  
2996

**DIMENSIONS**  
13" H x 29" W x 1.75" D

**CONSTRUCTION**  
Material: Formed 1/8" CNC routed aluminum. Holes for mounting sign pre-drilled.

**INSTALLATION**  
Note: Wall opening should be 0.5" larger than sign OD

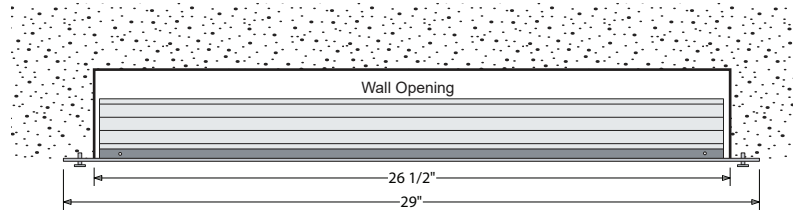
**MISCELLANEOUS**  
Finish: Duranodic Bronze

NOTE: Other LED colors, voltages, cabinet sizes, styles, and colors available.


## Product View

NOTE: Sign image may not exactly represent the finished product. For illustration purposes only.

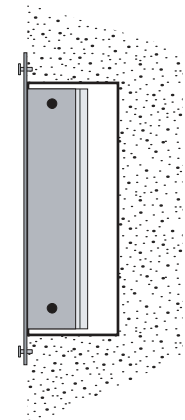
TOP VIEW



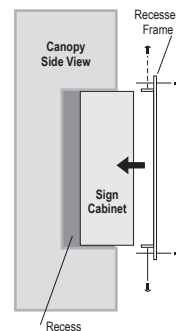
FRONT VIEW



SIDE VIEW



## Installation



### Recessed Frame Mount

- Fasten the recessed mounting bracket flush with the front of the LED traffic controller cabinet, with the supplied fasteners.
- Slide assembled unit into the recess opening.
- Fasten the mounting bracket to the face of the opening with four fasteners (Not Supplied).

**Note:** Make appropriate wiring connections per local codes.

**iSigns**  
7625 Birkmire Drive  
Fairview, PA 16415  
Phone: 866-437-3040



Proudly Made in the USA