

Recessed Frame RF734

PRODUCT ID
3018

DIMENSIONS
10" H x 37" W x 1.75" D

CONSTRUCTION
Material: Formed 1/8" CNC routed aluminum. Holes for mounting sign pre-drilled.

INSTALLATION
Note: Wall opening should be 0.5" larger than sign OD

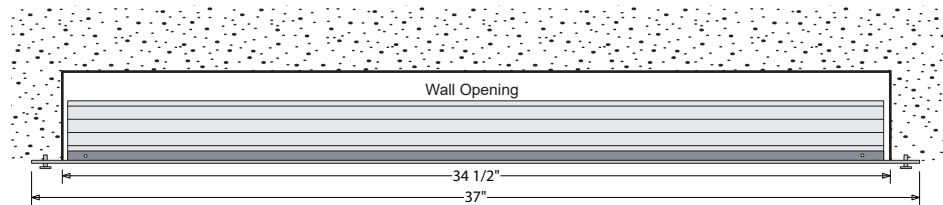
MISCELLANEOUS
Finish: Duranodic Bronze

NOTE: Other LED colors, voltages, cabinet sizes, styles, and colors available.

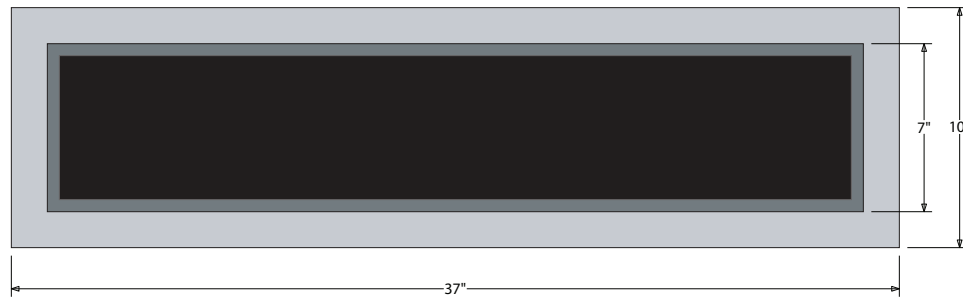
Product View

NOTE: Sign image may not exactly represent the finished product. For illustration purposes only.

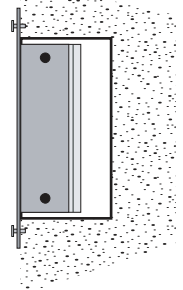
TOP VIEW



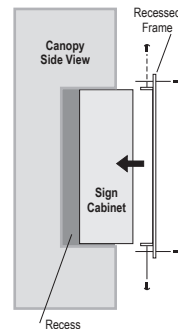
FRONT VIEW



SIDE VIEW



Installation



Recessed Frame Mount

- Fasten the recessed mounting bracket flush with the front of the LED traffic controller cabinet, with the supplied fasteners.
- Slide assembled unit into the recess opening.
- Fasten the mounting bracket to the face of the opening with four fasteners (Not Supplied).

Note: Make appropriate wiring connections per local codes.

iSigns
7625 Birkmire Drive
Fairview, PA 16415
Phone: 866-437-3040



Proudly Made in the USA