

Ceiling Mount Bracket CM34

PRODUCT ID
1968

DIMENSIONS
4" H x 34" W x 2" D

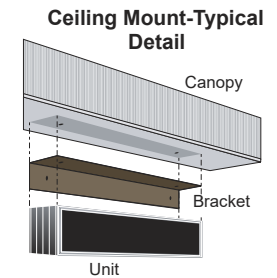
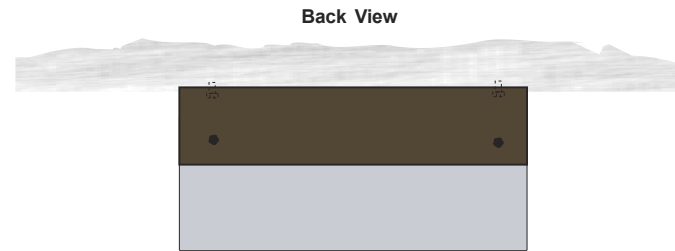
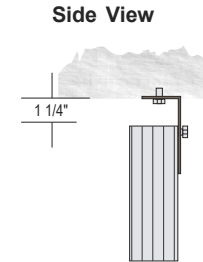
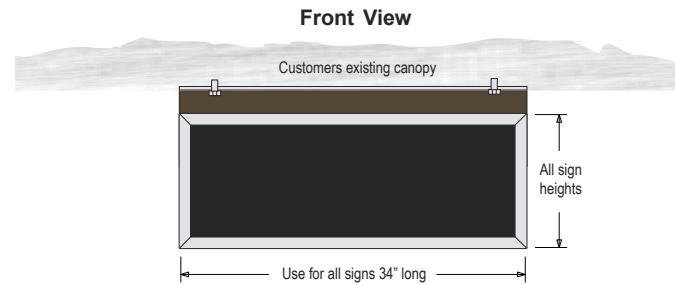
CONSTRUCTION
Material: 3/16" architectural aluminum angle 6063-T6. Mounting holes pre-drilled.

MISCELLANEOUS
Finish: Duranodic Bronze

NOTE: Other LED colors, voltages, cabinet sizes, styles, and colors available.

Product View

NOTE: Sign image may not exactly represent the finished product. For illustration purposes only.



Ceiling Mount

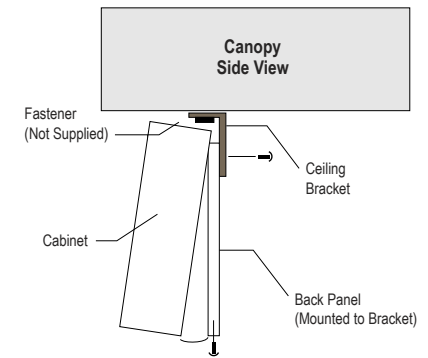
- Remove the back panel.
- Mount the ceiling bracket to the desired surface (*Fasteners Not Supplied*).
- Mount the back panel to the ceiling bracket (*Fasteners Not Supplied*).



Note: Make appropriate wiring connections per local codes.

Note: Do not over tighten or distort back panel. Hang the cabinet on the top edge of the back panel

- Hinge cabinet back and replace the screws that were removed in step one on the reverse side.



iSigns
7625 Birkmire Drive
Fairview, PA 16415
Phone: 866-437-3040



Proudly Made in the USA