

Post P60

PRODUCT ID
2887

DIMENSIONS
60" H x 3" W x 2.25" D

CONSTRUCTION

Material: Direct burial 2.25" x 3" rectangular, extruded aluminum post (6063-T6) with single sign mounting channel and one end cap. Sign mounting hardware and set screw for securing sign into post channel included.

MISCELLANEOUS

Finish: Duranodic Bronze

NOTE: Other LED colors, voltages, cabinet sizes, styles, and colors available.

iSigns
7625 Birkmire Drive
Fairview, PA 16415
Phone: 866-437-3040

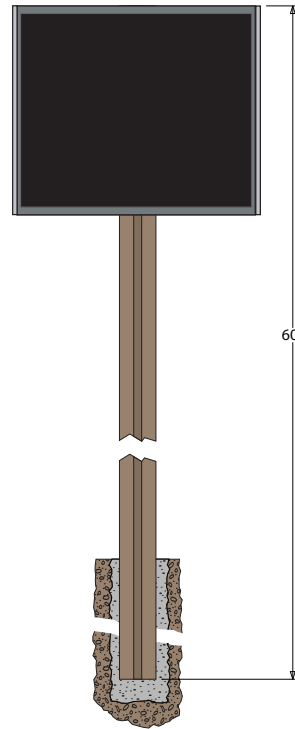


Proudly Made in the USA

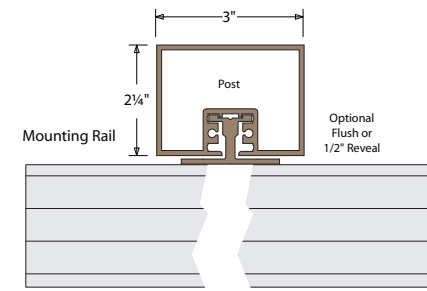
Product View

NOTE: Sign image may not exactly represent the finished product. For illustration purposes only.

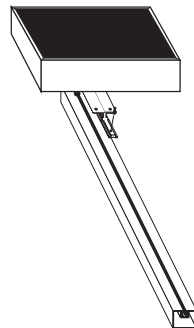
Front View



Top View



Installation



Center or Double Post Mount

- Lay the post(s) on ground, slide cabinet with mounting extrusion already attached into post slot.
- Align the cabinet flush with top of the post(s).
- Tighten the set screw in the mounting extrusions and fasten the post cap on the post(s).
- Dig one or two 8" diameter by 30" deep holes, insert sign and fill hole with concrete.
- Level the sign both horizontally and vertically.

Note: Make appropriate wiring connections per local codes.

