

# Recessed Frame Wall Mount RF1066

## PRODUCT NUMBER

27645

## FRAME DIMENSIONS

13" H x 69" W x 2" D

## WALL OPENING

10.5" H X 66.5" W

## INSTALLATION METHOD

1/8" bent aluminum plate. Painted standard Duranodic Bronze.

## SYSTEM USES

For all 10" H x 66" W Signs.

## CONSTRUCTION

Bent aluminum frame bolted to sign cabinet. Frame bolts to wall surface with appropriate fasteners (not supplied). Painted standard Duranodic Bronze.

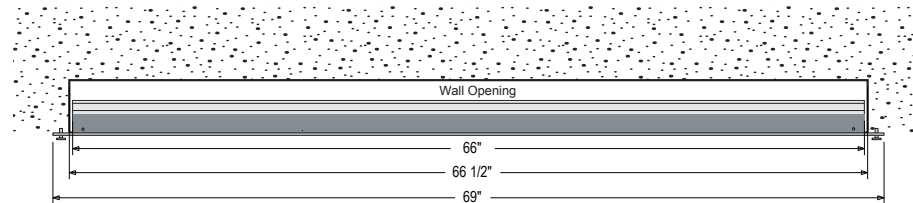
## FINISH

Standard Duranodic Bronze. Custom sizes and colors upon request.

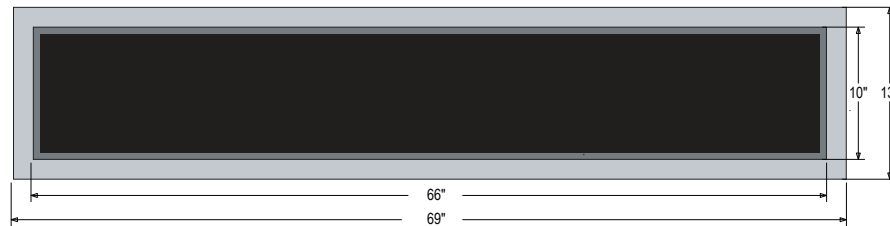
## Product View

NOTE: Sign image may not exactly represent the finished product. For illustration purposes only.

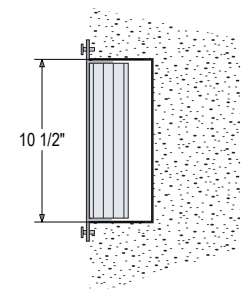
TOP VIEW



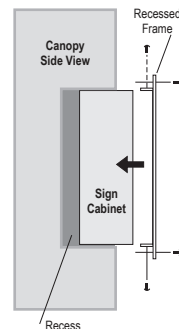
FRONT VIEW



SIDE VIEW



## Installation



### Recessed Frame Mount

- Fasten the recessed mounting bracket flush with the front of the LED traffic controller cabinet, with the supplied fasteners.
- Slide assembled unit into the recess opening.
- Fasten the mounting bracket to the face of the opening with four fasteners (*Not Supplied*).

**⚠ Note:** Make appropriate wiring connections per local codes.

iSigns  
7625 Birkmire Drive  
Fairview, PA 16415



Proudly Made in the USA