

# Outdoor Blank-out LED Direct-view Sign TCL2222RG-175TS

**PRODUCT ID**  
13147



**DIMENSIONS**  
22" H x 22" W x 2.5" D

**CLASS**  
CLASS: TCL Series



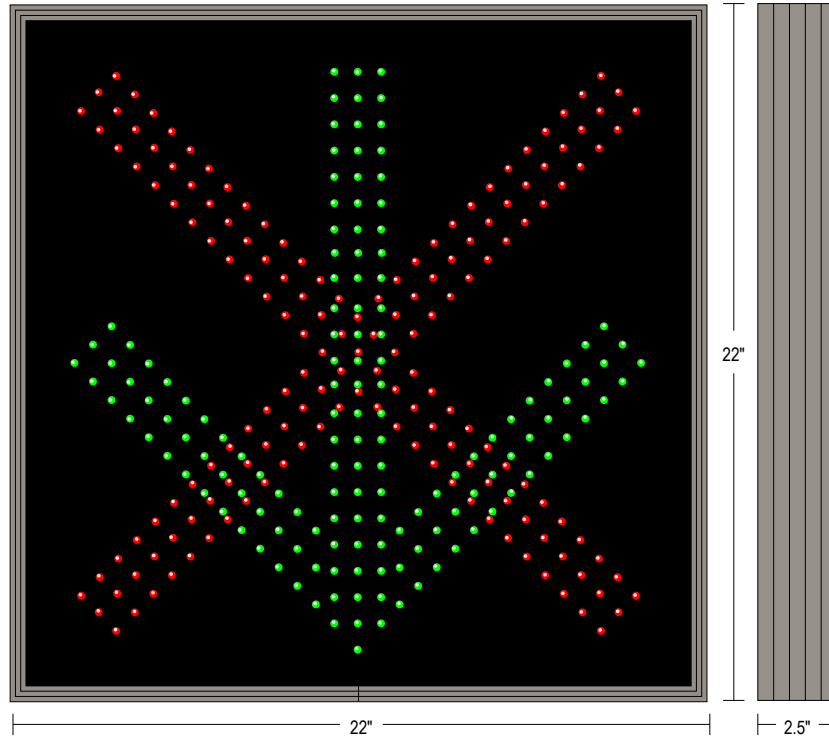
**CLASS**  
Control Method: Switch (not included) or external relay.

**MISCELLANEOUS**  
**Cabinet:** 1-piece, corrosion resistant, extruded aluminum frame, 2.5" deep.  
**Face Material:** 1/8" impact resistant, smoke-tinted polycarbonate (5109)  
**Faces:** Single Faced Sign  
**Finish:** Duranodic Bronze  
**Illumination:** Super bright direct view LEDs. Message blanks out when off.  
**Sign Messages:** See message table below  
**UL/cUL Listed:** Listed for wet locations  
**Voltage:** 120-277 VAC

NOTE: Other LED colors, voltages, cabinet sizes, styles, and colors available.

## Product View

NOTE: Sign image may not exactly represent the finished product. For illustration purposes only.



MESSAGE	LED/COLOR	HEIGHT	AMPS
X	Red Wide Angle	18.0" Triple Stroke	0.059-0.026
DOWN ARROW	Green Wide Angle	18.0" Triple Stroke	0.088-0.038

NOTE: Above messages are independently controlled.

**iSigns**  
7625 Birkmire Drive  
Fairview, PA 16415  
Phone: 866-437-3040



Proudly Made in the USA