

# Angle Mount Bracket DAM742-30/45

**PRODUCT ID**  
1799

**DIMENSIONS**  
7" H x 42" W x 18" D

**CONSTRUCTION**  
Material: 1/8" thick aluminum; single bracket has both 30° and 45° angles


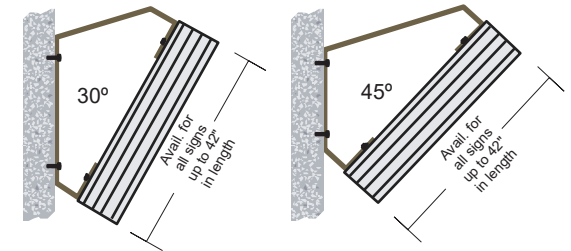

**INSTALLATION**  
Note: Sign Mounting Angle: 30°/45° dual angle

**MISCELLANEOUS**  
Finish: Duranodic Bronze

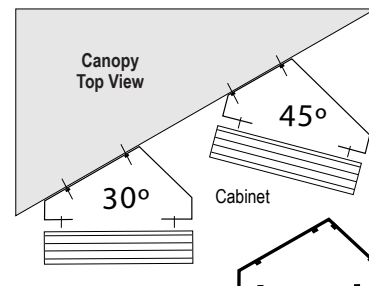
NOTE: Other LED colors, voltages, cabinet sizes, styles, and colors available.

## Product View

NOTE: Sign image may not exactly represent the finished product. For illustration purposes only.



## Installation



One bracket, two angles. Custom angles available.

### Angle Mount

- Remove the back panel.
- Mount the angle bracket to the desired surface (*Fasteners Not Supplied*).
- Mount the back panel to the angle bracket (*Fasteners Not Supplied*).

Note: Make appropriate wiring connections per local codes.



Note: Do not over tighten or distort back panel. Hang the cabinet on the top edge of the back panel

- Hinge cabinet back and replace the screws that were removed in step one on the reverse side.

**iSigns**  
7625 Birkmire Drive  
Fairview, PA 16415  
Phone: 866-437-3040



Proudly Made in the USA